



Unleashing the Targeted Power of ADCs

**2019 Wedbush PacGrow
Healthcare Conference**

August 13, 2019

Legal Disclaimer

This presentation contains “forward-looking” statements within the meaning of federal securities laws. These forward-looking statements are not statements of historical facts and are based on management’s beliefs and assumptions and on information currently available to management. Forward-looking statements include information concerning the Company’s business strategy and the design, progression and timing of its clinical trials.

Forward-looking statements generally can be identified by terms such as “expects,” “anticipates,” “believes,” “could,” “seeks,” “estimates,” “intends,” “may,” “plans,” “potential,” “predicts,” “projects,” “should,” “will,” “would” or similar expressions and the negatives of those terms. The Company’s operations involve risks and uncertainties, many of which are outside its control, and any one of which, or combination of which, could materially affect its results of operations and whether the forward-looking statements ultimately prove to be correct. Factors that may materially affect the Company’s results of operations and whether these forward-looking statements prove to be correct include, among other things, that preclinical testing may not be predictive of the results or success of ongoing or later preclinical or clinical trials, that the development of the Company’s product candidates and new platforms will take longer and/or cost more than planned and that the identification of new product candidates will take longer than planned, as well as those listed in our Annual Report on Form 10-K filed on March 8, 2019, with the Securities and Exchange Commission (“SEC”) and subsequent SEC filings. Except as required by law, the Company assumes no obligation to update these forward-looking statements publicly, or to update the reasons actual results could differ materially from those anticipated in the forward-looking statements, even if new information becomes available in the future.

Copies of the Company’s Quarterly Report on Form 10-Q and our other SEC filings are available by visiting EDGAR on the SEC website at <http://www.sec.gov>.

Building a Leading ADC Oncology Company

XMT-1536

On Track for Near-Term Proof of Concept

- Encouraging Clinical Activity¹
- Well-Tolerated Profile¹
- First in Class
- Wholly-Owned²
- Fast-to-Market Strategy

Innovative Platforms

Next IND expected 1H 2020

- Partnership Opportunities
- DolaLock
 - Dolaflexin
 - Dolasynthen
 - Immunosynthen
 - Alkymer

Strong Foundation

\$128 M in Cash³

- Runway through mid-2021
- Additional \$15M credit facility

Experienced Leadership Team

BIIB, GENZ, MEDI, MLNM, TSRO, AZN, BAYN, BMY, MRK, RHHBY, TAK

- Expertise in:
- Oncology
 - ADC Discovery and Development
 - Manufacturing

¹ ASCO 2019 Poster #3010; Phase 1 dose escalation study of XMT-1536, a novel NaPi2b-targeting antibody-drug conjugate (ADC), in patients (pts) with solid tumors likely to express NaPi2b; June 2019, Data Cutoff May 10, 2019

² Excluding Brazil

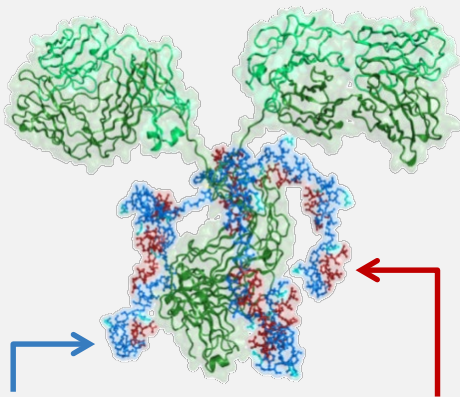
³ Cash, Cash Equivalents, and Marketable Securities as of June 30, 2019

Novel Dolaflexin Platform Technology

Designed to Expand Therapeutic Index vs. Other ADC Platforms

Fleximer® Polymer

Enables High Drug to Antibody Ratio (DAR)



Fleximer Polymer

- High DAR
- Optimal PK and drug-like properties
- Efficacy against low antigen expressing tumors

DolaLock Payload

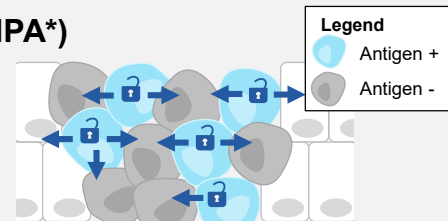
- Highly potent anti-tubulin agent selectively toxic to rapidly dividing cells

DolaLock Payload

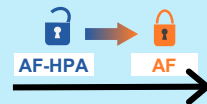
Controls Bystander Effect and Systemic Tolerability

Auristatin F-HPA (AF-HPA*)

- Released in target cell
- Cell permeable: capable of antigen-independent bystander killing

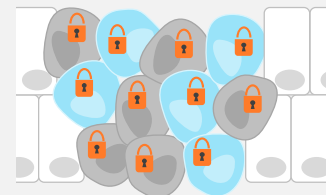


Metabolic Conversion in Tumor Cell



Auristatin F (AF)

- Generated intracellularly
- Not cell permeable
- Not a Pgp substrate



*HPA = hydroxypropionic acid

XMT-1536

**First-in-Class, Wholly-Owned Dolaflexin ADC
Targeting NaPi2b**



XMT-1536, a Dolaflexin ADC Targeting NaPi2b for Ovarian and NSCLC Adenocarcinoma

First-in-Class

- Clinically-validated target
- Broadly expressed in Ovarian Cancer and NSCLC adenocarcinoma
- Limited expression in healthy tissues
- Effective and well-tolerated in preclinical models
- Wholly-owned¹

Encouraging Clinical Activity

- Durable responses and prolonged stable disease in heavily pretreated and unselected patients
- Expansion cohort initiation expected Q3 2019 in platinum-resistant ovarian cancer and NSCLC adenocarcinoma

Well-Tolerated

- MTD not yet reached
- No significant toxicities commonly seen with other ADCs such as: neutropenia, ocular toxicities, or peripheral neuropathy
- Transient AST elevation without associated changes in bilirubin

Proof of Concept Data Expected to be Generated over Next 6 – 12 Months

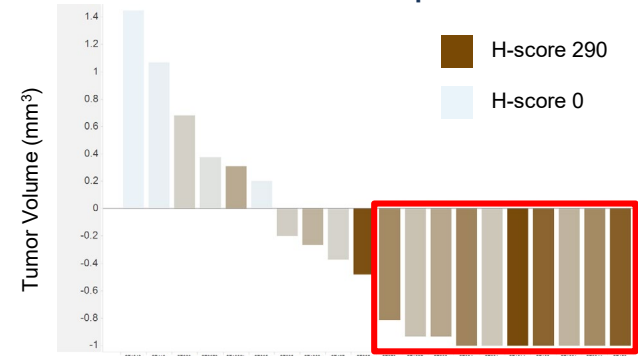
¹ Excluding Brazil

ASCO 2019 Poster #3010; Phase 1 dose escalation study of XMT-1536, a novel NaPi2b-targeting antibody-drug conjugate (ADC), in patients (pts) with solid tumors likely to express NaPi2b; June 2019, Data Cutoff May 10, 2019

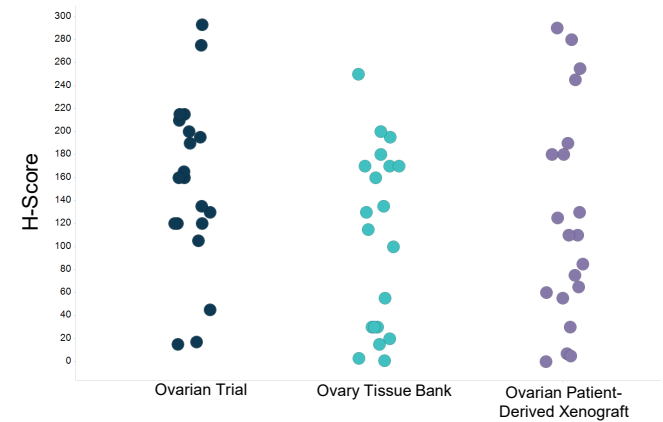
NaPi2b: An Attractive ADC Target Ideally-Suited for Mersana's Innovative Platforms

- Broadly expressed in ovarian cancer and NSCLC adenocarcinoma
 - Limited expression in healthy tissues on apical surface of polarized epithelium (inaccessible to bloodstream limiting potential for on-target toxicities)
- NaPi2b is a lineage marker (not an oncogene) that transports inorganic phosphate (Pi) into the cell
 - Not downregulated in response to treatment
- Correlation between biomarker expression and response in preclinical and clinical settings

In PDX Models, only tumors with an H-score above cutoff had a tumor response >50%



Mersana biomarker can discriminate across H-score



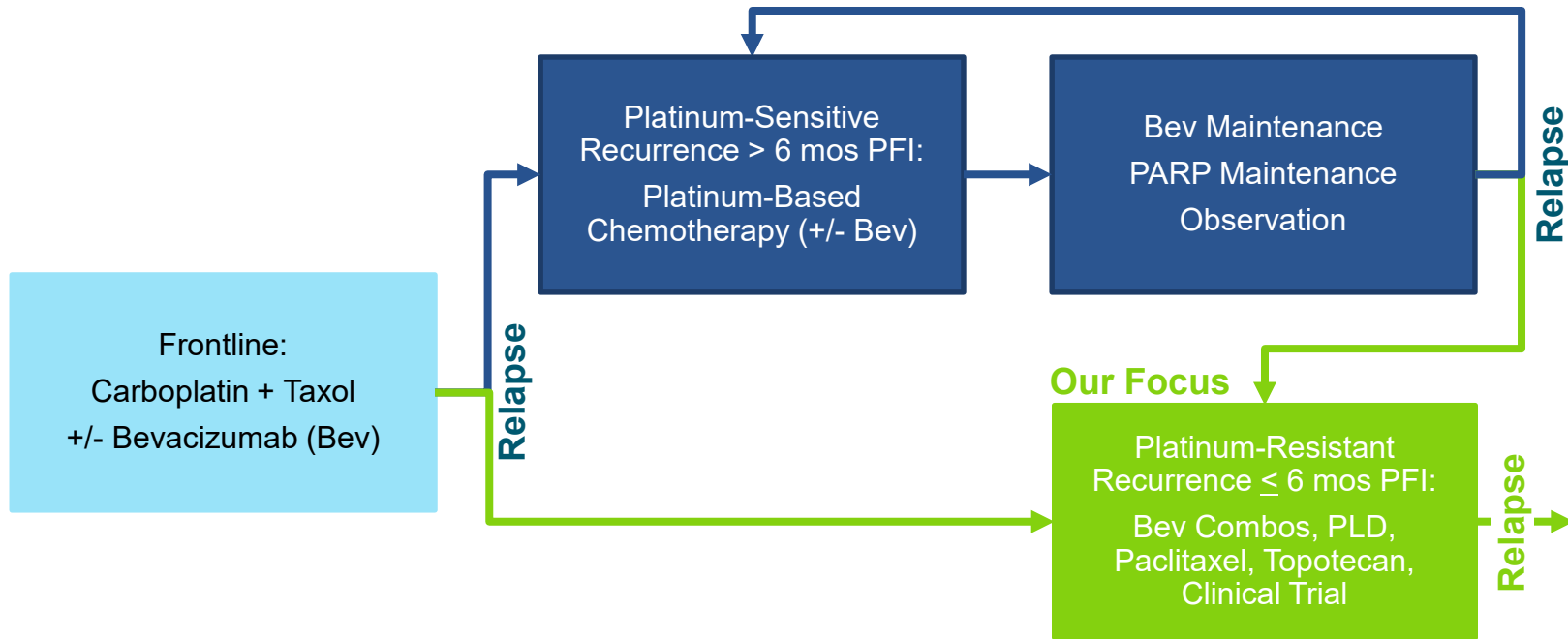
Platinum Resistance is the Inevitable Final Stage of Advanced Ovarian Cancer for Most Patients



Median
Overall
Survival

Years

9–12 mos



Single Agent Activity in Platinum-Resistant Ovarian Cancer Based on Literature Review

Drug	Prior Lines of Therapy	ORR	PFS/TTP* Months	OS Months
Paclitaxel	1-2	13-37%	3.3-8	9-15
Topotecan	1	17-28%	3.1-5.3	10-14
Oxaliplatin	1-2	16%	2.8	10
PLD	1-2	8-20%	2.1-5.8	8-19
Gemcitabine	1-2	9-29%	3.6-4.7	12-13
Treosulfan	1	16%	2.9	10
Study (Control Arm) – Drug				
AURELIA - Investigator's Choice (PLD/Taxol/Topotecan)	1-2	12%	3.4	13.3
JAVELIN 200 – PLD	1-3	4.2%	3.5	13.1
FORWARD I - Investigator's Choice (PLD/Taxol/Topotecan)	1-3	12%	NR	NR

Ten Bokkel Huinink JCO 1997, Rosenberg P Acta Oncol. 2002, Piccart MJ JCO 2000, Gordon AN JCO 2001, Ferrandina G JCO 2008, Meier W Gynecol Oncol. 2009, Mutch DG JCO 2007, Vergote I Int J Gynecol Cancer 2010, Monk BJ JCO 2010, Pignata S Lancet Oncol; Pujade-Lauraine, E, et al. Javelin 200 Study SGO 2019 LBA; Pujade-Lauraine, E, JCO 2014.

Forward I press release dated March 1, 2019

*PFS = Progression-Free Survival; TTP = Time to progression; NR = Not Reported

Responses Progressively Decline with Increasing Number of Treatment Lines in Ovarian Cancer

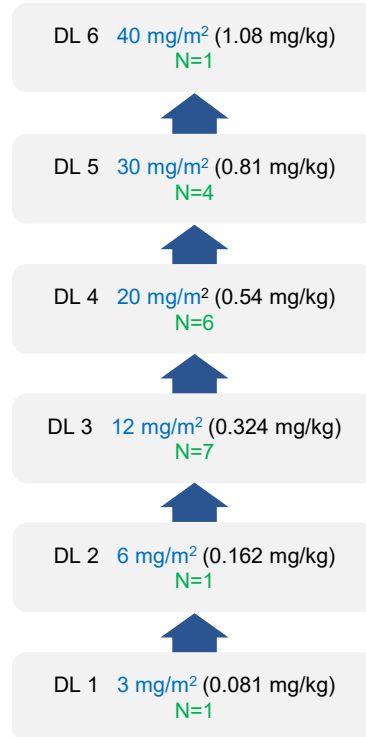
	Line of Therapy*					
	2nd	3rd	4th	5th	6th	7th
ORR %	26-34%	12-20%	3-17%	5-11%	0-8%	0%
DCR %	59%	16-45%	9-33%	9-44%	0-23%	0-20%

XMT-1536 Phase 1 Dose Escalation Study Design

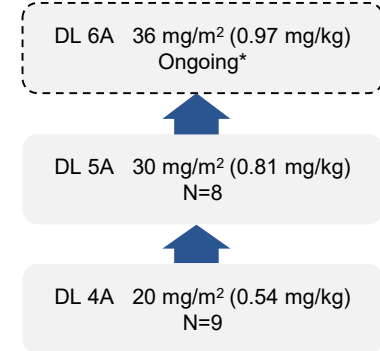
Data Presented at ASCO with a Data Cutoff of May 10, 2019

- **Patient population:** patients with ovarian epithelial, non-squamous lung, endometrial, papillary renal, salivary duct, or papillary thyroid cancers, progressing after standard treatments
- **Dosing:** XMT-1536 administered IV initially every 3 weeks, amended to every 4 weeks, until disease progression or unacceptable toxicity
- **Dose escalation design:** single-patient cohorts for first two dose levels, followed by a standard “3 + 3” design
- **Assessments:** standard assessments including AEs, preliminary activity, concomitant medications, safety labs, PK

Dosing: Q3 weeks



Dosing: Q4 weeks



*Data from ongoing 36 mg/m² cohort are not included in this presentation

Patients Were Heavily Pretreated and Unselected for NaPi2b

As of May 10, 2019

(N = 37)		
Age (years)	Median (range)	64 (39-93)
Sex – N (%)	Female	32 (86)
	Male	5 (14)
ECOG performance status – N (%)	0	11 (30)
	1	26 (70)
Tumor type – N (%)	Ovarian, fallopian tube, or primary peritoneal	22 (59)
	NSCLC	4 (11)
	Endometrial	8 (22)
	Papillary renal	2 (5)
	Salivary duct	1 (3)
Prior lines of therapy for metastatic disease (N=37)	Median (range)	4 (1-13)
Prior lines of therapy, ovarian cancer only (N = 22)	Median (range)	5 (1-11)

XMT-1536 Treatment was Well-Tolerated with Most AE's Grade 1-2

As of May 10, 2019

Treatment-Related Adverse Events in ≥10% of Patients

Preferred Term	N (%)			
	Grade 1	Grade 2	Grade 3	Total
Nausea	12 (32)	2 (5)	0	14 (38)
Fatigue	4 (11)	7 (19)	0	11 (30)
Headache	5 (14)	5 (14)	0	10 (27)
Aspartate aminotransferase (AST) increased	3 (8)	2 (5)	4 (11)	9 (24)
Decreased appetite	1 (3)	6 (16)	0	7 (19)
Blood alkaline phosphatase increased	6 (16)	0	0	6 (16)
Vomiting	4 (11)	1 (3)	0	5 (14)
Gamma-glutamyltransferase (GGT) increased	3 (8)	1 (3)	0	4 (11)
Myalgia	3 (8)	0	1(3)	4 (11)
Pyrexia	3 (8)	1 (3)	0	4 (11)

Safety:

- No Grade 4 or 5 treatment-related adverse events (TRAEs)
- Low rate of toxicities associated with microtubule-targeting agents or other ADC platforms, such as neutropenia, ocular toxicities, or peripheral neuropathy

XMT-1536 Ovarian Cancer and NSCLC Adenocarcinoma Patient Duration on Study

As of May 10, 2019

All Completed Dose Levels
OC and NSCLC Patients, N=26

n=1 3 mg/m²
Dose Level 1

n=1 6 mg/m²
Dose Level 2

n=3 12 mg/m²
Dose Level 3

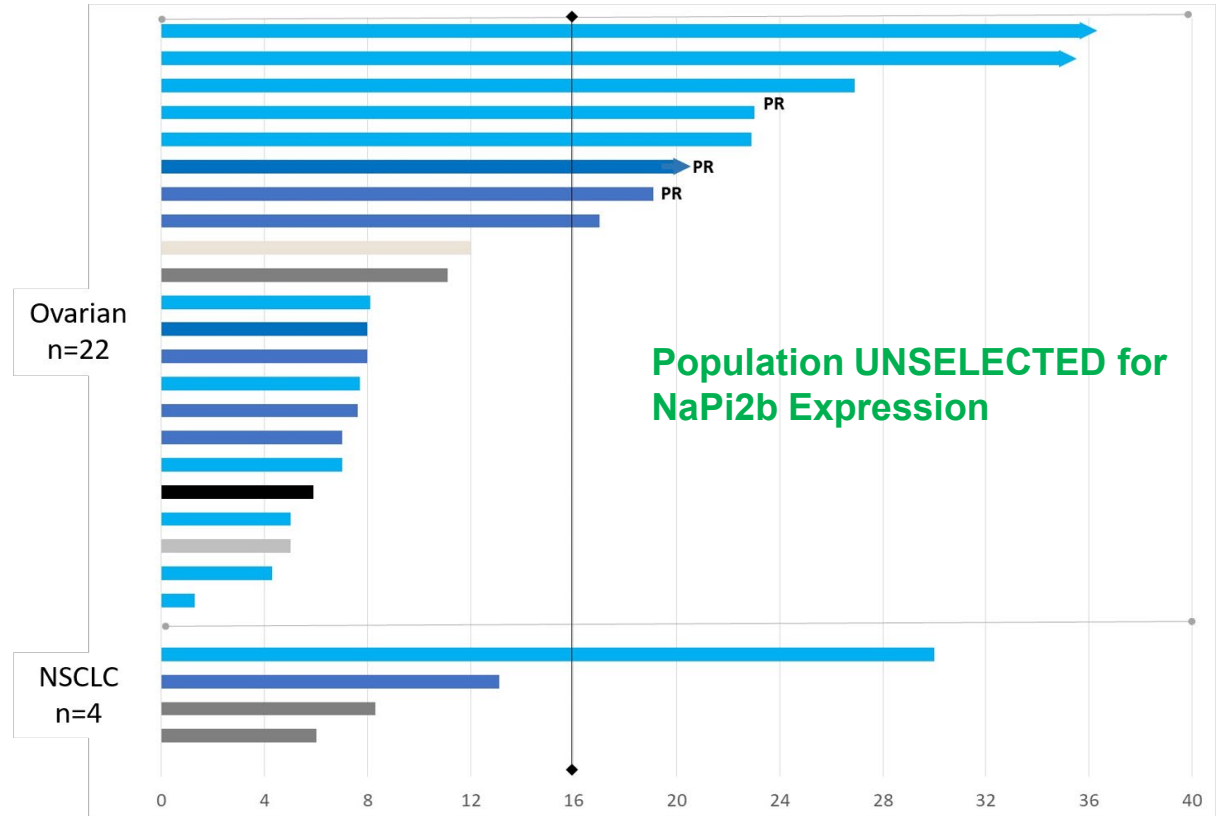
n=12 20 mg/m²
Dose Levels 4 & 4A

n=8 30 mg/m²
Dose Levels 5 & 5A

n=1 40 mg/m²
Dose Level 6

Ongoing → →

Partial Remission = PR



Outcome Response Evaluable Population, Unselected for NaPi2b Expression

As of May 10, 2019

Outcomes in Ovarian Cancer (OC) & Non-small Cell Lung Cancer NSCLC	All OC	All NSCLC	OC ≥20 mg/m ²	NSCLC ≥20 mg/m ²	OC + NSCLC ≥20 mg/m ²	OC ≥30 mg/m ²
N	19	3	16	2	18	7
PR*	3 (16%)	0 (0%)	3 (19%)	0 (0%)	3 (17%)	2 (28%)
SD*	8 (42%)	2 (67%)	6 (38%)	2 (100%)	8 (44%)	3 (43%)
DCR (PR + SD)	11 (58%)	2 (67%)	9 (57%)	2 (100%)	11 (61%)	5 (71%)
Treatment duration >16 weeks	8 (42%)	1 (33%)	8 (50%)	1 (50%)	9 (50%)	3 (43%)
PD*	8 (42%)	1 (33%)	7 (43%)	0 (0%)	7 (39%)	2 (28%)

- Based on objective responses and duration of treatment
- Clinical activity was observed at doses of 20 mg/m² and higher

*As measured by RECIST, version 1.1

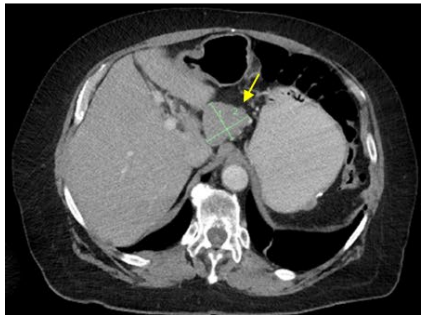
Ovarian Cancer Patient with Confirmed PR at Cycle 3

As of May 10, 2019

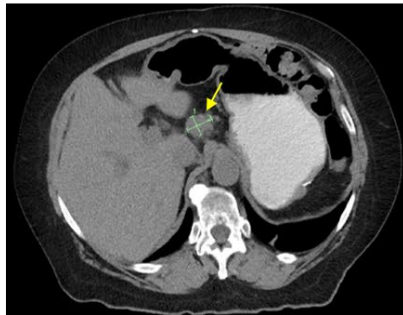
- 70-year-old woman with platinum-resistant high-grade serous ovarian cancer treated at DL 4A (20 mg/m²)
- 11 prior lines of therapy, with progression on most recent therapy of cyclophosphamide and bevacizumab
- Target lesions of perihepatic and mid-abdominal metastases, 52 and 42 mm respectively
- Decrease of 40% in diameter of target lesions at the end of Cycle 2 (4-week cycles) and 75% at the end of Cycle 3

Lesion 1

Baseline



Cycle 3

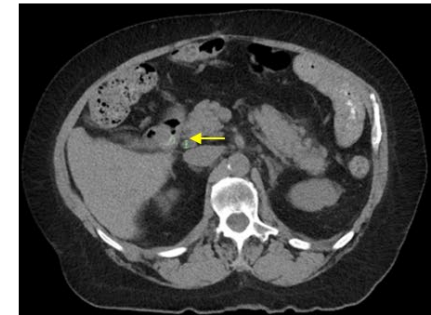


Lesion 2

Baseline



Cycle 3



XMT-1536 Data in Context, Unselected for NaPi2b Expression

	Line of Therapy*					
	2nd	3rd	4th	5th	6th	7th
ORR %	26-34%	12-20%	3-17%	5-11%	0-8%	0%
DCR %	59%	16-45%	9-33%	9-44%	0-23%	0-20%
XMT-1536 Dose Level ≥ 30 mg/m² Lines of Therapy: Median 5 (3-8)						
ORR %				28%		
DCR %				71%		

* Calculated according to P.J.Hoskins; Nhu Le, Gynecologic Oncology 2005; I. Bruchim et al, EJOGRB 2013

XMT-1536 Phase 1 Study Status

Target to Complete Dose Escalation and Dose Patients in Expansion Cohorts in Q3 2019

XMT-1536 Phase 1 Dose Escalation Ongoing

- Dosing patients at 36 mg/m² dose on Q4W schedule
- Determine go forward dose (36 mg/m² vs. 30 mg/m²)

Q3 2019
Anticipated
Milestone:
1st Expansion
Patient Dosed

Expansion Study: Platinum-Resistant Ovarian Cancer

Eligibility criteria:

- High-grade serous histology
- 1-3 prior lines of therapy
- Platinum resistant
- Archived tumor and fresh biopsy (if medically feasible)

Expansion Study: NSCLC Adenocarcinoma

Eligibility criteria:

- Adenocarcinoma histology
- Prior treatment with a platinum doublet and PD-1/L1 inhibitor
- No additional prior treatment with cytotoxics or immunotherapy
- Prior TKIs for patients with targetable abnormalities
- Archived tumor and fresh biopsy (if medically feasible)

ADC Platforms

Leveraging Our ADC Platforms to Generate a
Differentiated Pipeline of ADCs



Using Highly Differentiated ADC Platforms to Create a Pipeline of Clinically Meaningful Candidates

DolaLock Payload

Dolaflexin

- DAR ~12
- Controlled heterogeneity
- Fleximer-based scaffold

Dolasynten

- Precise DAR, 2-24
- Enables fully homogeneous ADCs
- Modular Synthemer scaffold

Alkymer

- Designed to broaden addressable indications
- DNA-alkylating payload – broad applicability to many tumor types

Immunosynthen

- Designed for systemic administration and tolerability
- Targeted, localized stimulation of the immune system

Proprietary platforms to address broad unmet patient needs

Key 2019 Accomplishments & Milestones

XMT-1536

- Reported interim Phase 1 dose escalation data in Q2 2019
- Planning to select dose and dose patients in the expansion portion of the Phase 1 study in Q3 2019

ADC Candidate

- In preclinical development; planning to disclose next clinical candidate in Q4 2019
- Targeting the filing of IND in 1H 2020



R&D

- Continue to leverage our proprietary, differentiated platforms to build a robust pipeline of ADC candidates
- Disclose progress on platforms and programs at scientific meetings throughout 2019

Corporate

- Proactively evaluate potential for strategic collaborations that maximize the value of Mersana's pipeline and platforms
- Continue to recruit and retain top talent and maintain a culture focused on scientific excellence, execution and patient needs

Robust Pipeline Focused on Clinically Meaningful Cancer Therapies

	Target	Discovery	Preclinical Development	Phase 1
Preclinical/Clinical Pipeline:				
XMT-1536	NaPi2b	[Progress bar spanning Discovery, Preclinical Development, and Phase 1]		
 ASANA BIO SCIENCES	5T4	[Progress bar spanning Discovery and Preclinical Development]		
 EMD SERONO	Multiple Undisclosed	[Progress bar spanning Discovery and Preclinical Development]		
Discovery Pipeline:				
1H 2020 IND	Undisclosed	[Progress bar spanning Discovery and Preclinical Development]		
Immunosynthen ADC	Undisclosed	[Progress bar spanning Discovery]		
Others	Undisclosed	[Progress bar spanning Discovery]		



Unleashing the Targeted Power of ADCs